

## SPECIFICATION FOR APPROVAL

**Customer:** \_\_\_\_\_

**Product Material No. :** \_\_\_\_\_

**Model No.** \_\_\_\_\_ **LF-GMR080YE** \_\_\_\_\_

**Version :** \_\_\_\_\_ **V3.0** \_\_\_\_\_

**Manufacturer:** \_\_\_\_\_ **Sichuan Ledfriend Technology Co., Ltd** \_\_\_\_\_

### Customer Approval

Tested by	Checked by	Approved by

### Ledfriend Approval

Tested by	Checked by	Approved by

### The full model numbers required by customers

<b>Full model No.</b>		<b>Full model No.</b>	
<b>Full model No.</b>		<b>Full model No.</b>	

### E.C. List

Version	Description of change	Engineer	Date
1.0	format change	Lin Jun	2015-07-10
2.0	format improvement	Li Ke	2015-10-21
3.0	format improvement	Li Ke	2015-11-15

Shenzhen Ledfriend Optoelectronics Co., Ltd.  
 4&5/F, Bldg 14A, Taihua Wutong Island, Gushu Development Zone, Xixiang Street, Bao'an District,  
 Shenzhen, China 518126  
 www.lifud.com, China service hotline: 400-096-6815 (China technical support: 13410244507)

Scan the code below and read the electronic brochure online.



<b>Model</b>	LF-GMR080YE	<b>Series</b>	AC220-240V typical linear metal case
--------------	-------------	---------------	--------------------------------------

## 1. Product description



Isolated LED driver, originally designed for class I LED luminaires and also suitable for the class II luminaires.

Category: AC220-240V typical metal case series.

Product properties: active PFC, high PF, high efficiency, low THD.

Application: tri-proof lights, grid lights and linear lights etc.

Warranty: 5 years (please refer to the warranty condition).

Certifications:



## 2. Technical data (1)

	Full model number	LF-GMR080YE 1600H(U)	LF-GMR080YE 1700H(U)	LF-GMR080YE 1800H(U)	LF-GMR080YE 1900H(U)	LF-GMR080YE 2000H(U)	
<b>Output</b>	Output voltage	27-40 VDC	27-40 VDC	27-40 VDC	27-40 VDC	27-40 VDC	
	Output current	1600mA	1700mA	1800mA	1900mA	2000mA	
	Ripple current	< 600mA					
	Ripple voltage	≤4V					
	Current tolerance	±5%					
	Time to light	220Vac ≤0.5S					
	Temperature drift	±10%					
	Output Line regulation	±5%					
<b>Input</b>	Input Line regulation	±5%					
	Rated input voltage	220-240 Vac (Max input voltage: 180-264Vac)					
	Frequency	47Hz-63Hz					
	Input current	0.6A Max					
	Power factor	≥0.90/230Vac					
	THD	≤15%/230Vac					
	Efficiency	≥88%/230Vac	≥88%/230Vac	≥88%/230Vac	≥89%/230Vac	≥89%/230Vac	
	In-rush current (peak /duration)	I<60A/350uS@230Vac					
Typ. power input on stand-by	Pin< 2W						
<b>Protective features</b>	No-load	Max. output voltage (no-load voltage) 50V					
	Short-circuit	Hiccup mode (auto-recovery)					
<b>Environment condition</b>	Working temperature	-30°C - +50°C					
	Working humidity	20-90%RH (no condensation)					
	Storage temperature/humidity	-40°C ~ +80°C (6 months under the class I environment); 10-90%RH (no condensation)					
	Atmospheric pressure	86-106KPa					
<b>Safety and norms</b>	Certifications	TUV, RCM, CE, CB, GS					
	Hi-pot test	I/P-O/P: 3.75KVac, <5mA, 60S					
	Insulation resistance	I/P-O/P: 500VDC, >100MΩ					
	Surge level	Comply with IEC61000-4-5(L/N:2KV,L/PG:4KV,N/PG:4KV)					
	EMI	Comply with EN55015 , EN61000-3-2.					
	EMS	Comply with EN61000-4-2, 3, 4, 5, 6, 8, 11; EN61547.					
<b>Others</b>	Packing (weight)	Net weight: 300g±30g/pc; 42pcs/carton; 12.6KG±10%/carton; Carton size: 39 x 29 x 21 cm (LxWxH).					
	IP level	/					
	Warranty condition	5 years (Max. case temperature must not exceed 70°C).					
<b>Testing equipment</b>	AC power source: CHROMA6530, digital power meter: CHROMA66202, Oscilloscope: Tektronix DPO3014, DC electronic load: M9712B, LED board, constant temperature and humidity chamber, lightning surge generator: Everfine EMS61000-5B, rapid group pulse generator: Everfine EMS61000-4A, spectroanalyzer: KH3935, hi-pot tester: TH9201B, flicker-free tester (flicker-free coefficient tester) 60N-01, etc.						
<b>Test conditions</b>	The parameters above including the power factor, THD, efficiency are all tested under the ambient temperature 25°C and humidity 50%, AC input 230V and 90% output load.						
<b>Additional Remark</b>	1. In the power supply circuit, it is recommended that the customer should install an over-under-voltage protection and surge protection device to ensure the safety of using electricity. 2. The PC cover, shell, end caps used together with the LED driver inside the LED lamp must meet the UL94V-0 fire rating level or above. 3. As a part of the LED lamp, the LED driver is not the only factor determining the EMC performance of the LED lamp. And the EMC performance is also related to the LED lamp's structure and the wire routing. Thus we strongly recommend the manufacturer of the finished LED lamp must re-confirm the EMC of the LED lamps.						

<b>Model</b>	LF-GMR080YE	<b>Series</b>	AC220-240V typical linear metal case
--------------	-------------	---------------	--------------------------------------

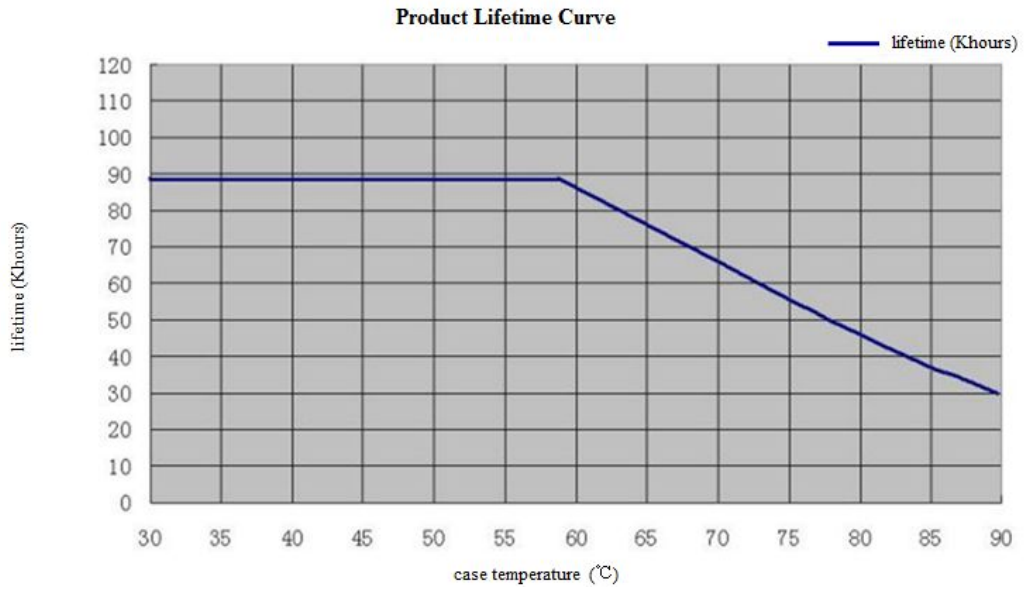
**3. Technical data (2)**

	Full model number	LF-GMR080YE 1200H(V)	LF-GMR080YE 1300H(V)	LF-GMR080YE 1400H(V)	LF-GMR080YE 1450H(V)
<b>Output</b>	Output voltage	35-55VDC	35-55VDC	35-55VDC	35-55VDC
	Output current	1200mA	1300mA	1400mA	1450mA
	Ripple current	< 450mA			
	Ripple voltage	≤5.5V			
	Current tolerance	±5%			
	Time to light	230Vac <0.5S			
	Temperature drift	±10%			
	Output Line regulation	±5%			
<b>Input</b>	Input Line regulation	±5%			
	Rated input voltage	220-240 Vac (Max input voltage: 180-264Vac)			
	Frequency	47Hz-63Hz			
	Input current	0.6A Max			
	Power factor	≥0.90/230Vac			
	THD	≤15%/230Vac			
	Efficiency	≥88%/230Vac	≥88%/230Vac	≥89%/230Vac	≥89%/230Vac
	In-rush current (peak /duration)	I<60A/350uS@230Vac			
	Typ. power input on stand-by	Pin< 2W			
<b>Protective features</b>	No-load	Max. output voltage (no-load voltage) 70V			
	Short-circuit	Hiccup mode (auto-recovery)			
<b>Environment condition</b>	Working temperature	-30°C - +50°C			
	Working humidity	10-90%RH (no condensation)			
	Storage temperature/humidity	-40°C ~ +80°C (6 months under the class I environment); 10-90%RH (no condensation)			
	Atmospheric pressure	86-106KPa			
<b>Safety and norms</b>	Certifications	TUV, RCM, CE, CB, GS			
	Hi-pot test	I/P-O/P: 3.75KVac, <5mA, 60S			
	Insulation resistance	I/P-O/P: 500VDC, >100MΩ			
	Surge level	Comply with IEC61000-4-5(L/N:2KV,L/PG:4KV,N/PG:4KV)			
	EMI	Comply with EN55015 , EN61000-3-2.			
	EMS	Comply with EN61000-4-2, 3, 4, 5, 6, 8, 11; EN61547.			
<b>Others</b>	Packing (weight)	Net weight: 300g±30g/pc; 42pcs/carton; 12.6KG±5%/carton; Carton size: 39 x 29 x 21 cm (LxWxH).			
	IP level	/			
	Warranty condition	5 years (Max. case temperature must not exceed 70°C).			
<b>Testing equipment</b>	AC power source: CHROMA6530, digital power meter: CHROMA66202, Oscilloscope: Tektronix DPO3014, DC electronic load: M9712B, LED board, constant temperature and humidity chamber, lightning surge generator: Everfine EMS61000-5B, rapid group pulse generator: Everfine EMS61000-4A, spectroanalyzer: KH3935, hi-pot tester: TH9201B, flicker-free tester (flicker-free coefficient tester) 60N-01, etc.				
<b>Test conditions</b>	The parameters above including the power factor, THD, efficiency are all tested under the ambient temperature 25°C and humidity 50%, AC input 230V and 90% output load.				
<b>Additional Remark</b>	1. In the power supply circuit, it is recommended that the customer should install an over-under-voltage protection and surge protection device to ensure the safety of using electricity. 2. The PC cover, shell, end caps used together with the LED driver inside the LED lamp must meet the UL94V-0 fire rating level or above. 3. As a part of the LED lamp, the LED driver is not the only factor determining the EMC performance of the LED lamp. And the EMC performance is also related to the LED lamp's structure and the wire routing. Thus we strongly recommend the manufacturer of the finished LED lamp must re-confirm the EMC of the LED lamps.				

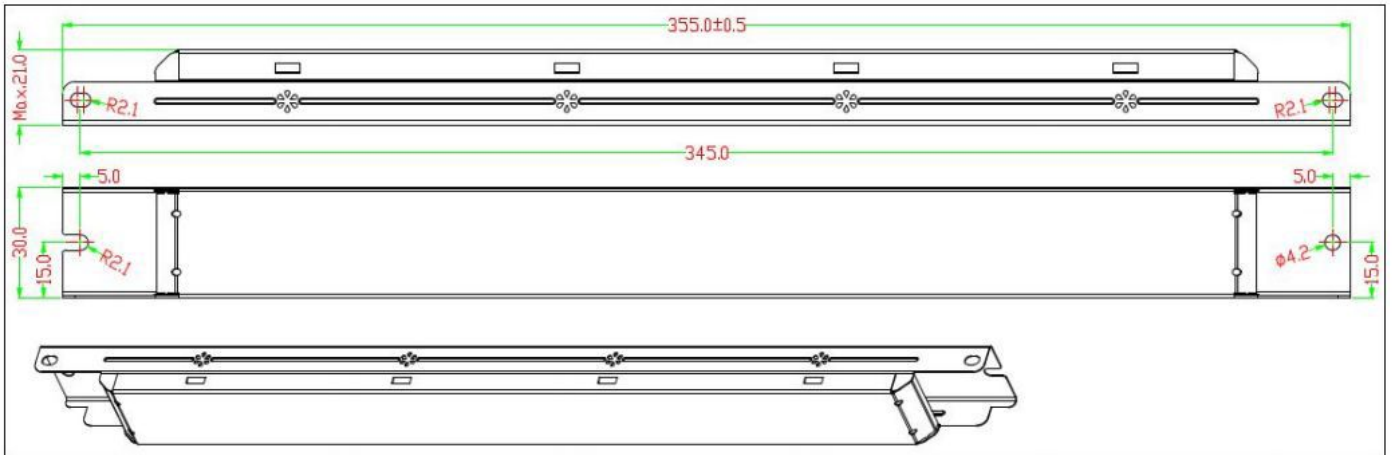
<b>Model</b>	LF-GMR080YE	<b>Series</b>	AC220-240V typical linear metal case
--------------	-------------	---------------	--------------------------------------

#### 4. Product Referenced Lifetime Curve

The curve below illustrates the driver's lifetime data when the LED driver's Max. case temperature reaches 40°C, 50°C, 60°C, 70°C and 80°C.

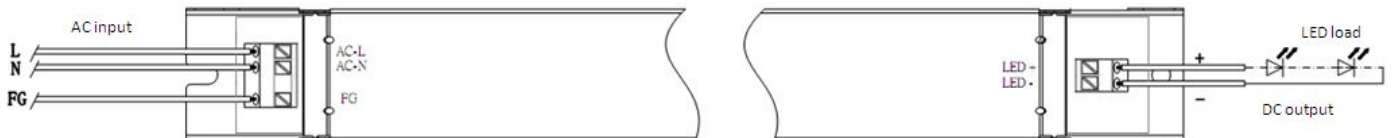


#### 5. Dimensional Drawing (unit: mm)



(单位 Unit: mm)

#### 6. Wire Connection Diagram:



<b>Model</b>	LF-GMR080YE	<b>Series</b>	AC220-240V typical linear metal case
--------------	-------------	---------------	--------------------------------------